



Centre Support

Sustainability Audit

Service: Example Audit Centre

Date of Audit: 26/09/2016

Conducted by: Lukas Ritson

Overall Result for Service:

118 out of 138 Items = 85%

Key Terms

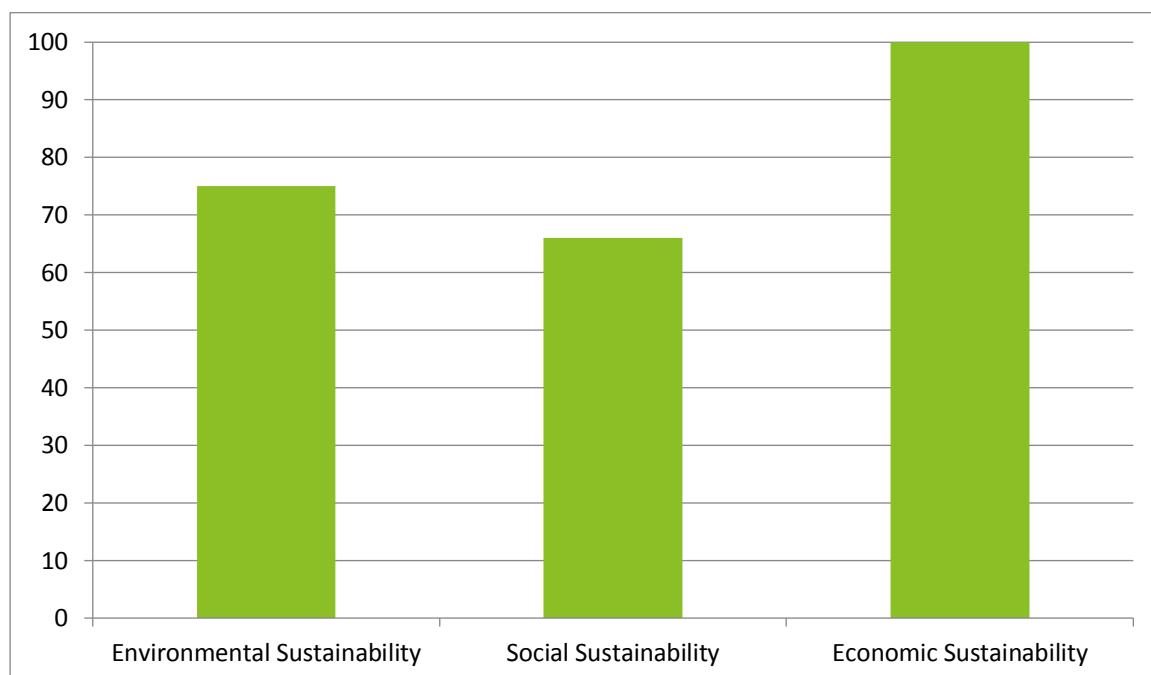
Environmental sustainability – how we manage limited natural resources and implement actions to protect and nurture the environment

Social sustainability – the impact our actions in the environment have on others, what they may be feeling and thinking and our relationships with the community (children, families and wider community)

Economic sustainability - how best to use limited funds to implement sustainable initiatives, and the value those initiatives have

Note some activities fall into more than one category but we have only included them once.

Kitchen area - Compliance Result of 78%

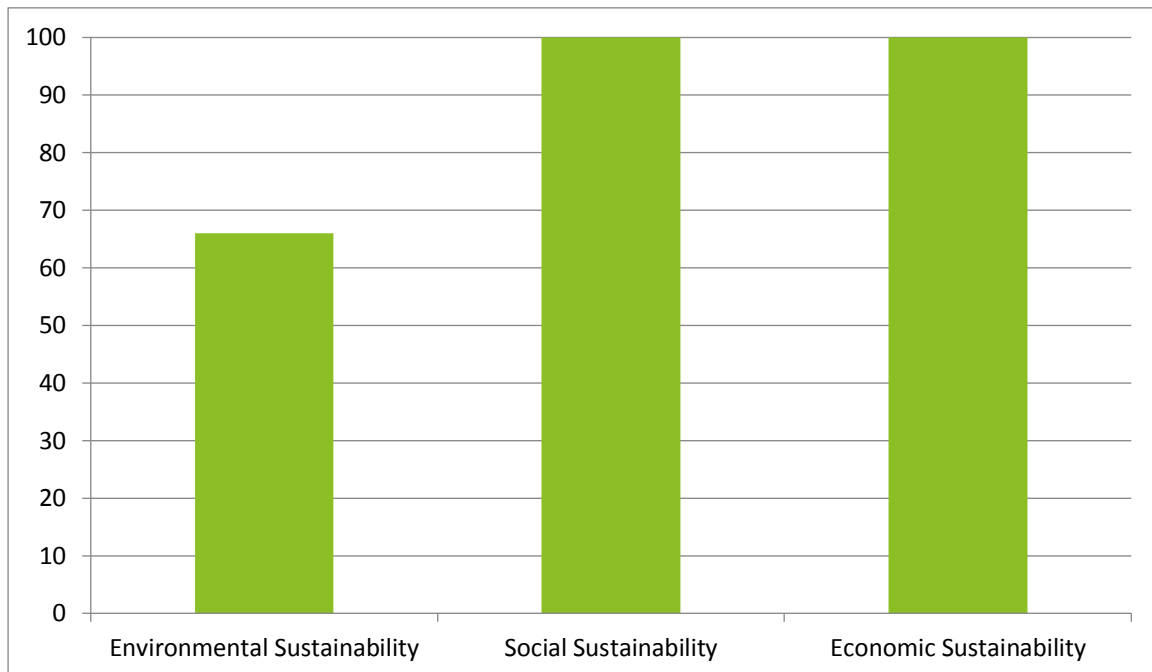


3.1 Kitchen Area: Environmental Sustainability

- Use a sealed bucket for a worm farm and collect any fresh produce scraps like peels, cores, leaves and skin. Worms love bananas so prioritise popping these in the bucket. Do not collect any processed food scraps, meat, citrus, garlic or onion. Get the children to empty the worm bucket daily. If time permits, cut the scraps into small pieces to make it easier for the worms to eat.
- Ask your local independent grocer for advice on seasonal fruit and veggies because they will have access to local producers. This helps the environment due to smaller travel distances.
- Download online seasonal food guides to your computer, and use to plan the menu based on what is in season.
- Try to buy organic fruit and veggies when possible. There is generally only a small price difference between organic and non-organic when buying wholesale seasonal fruit and veggies.
- Involve the children in planning the menu and selecting fresh produce. Match produce you need with varieties of plants you can grow in the garden to offset the cost.
- Seasonal produce requires less chemicals to grow and therefore has less impact on the environment.

3.2 Kitchen Area: Social Sustainability

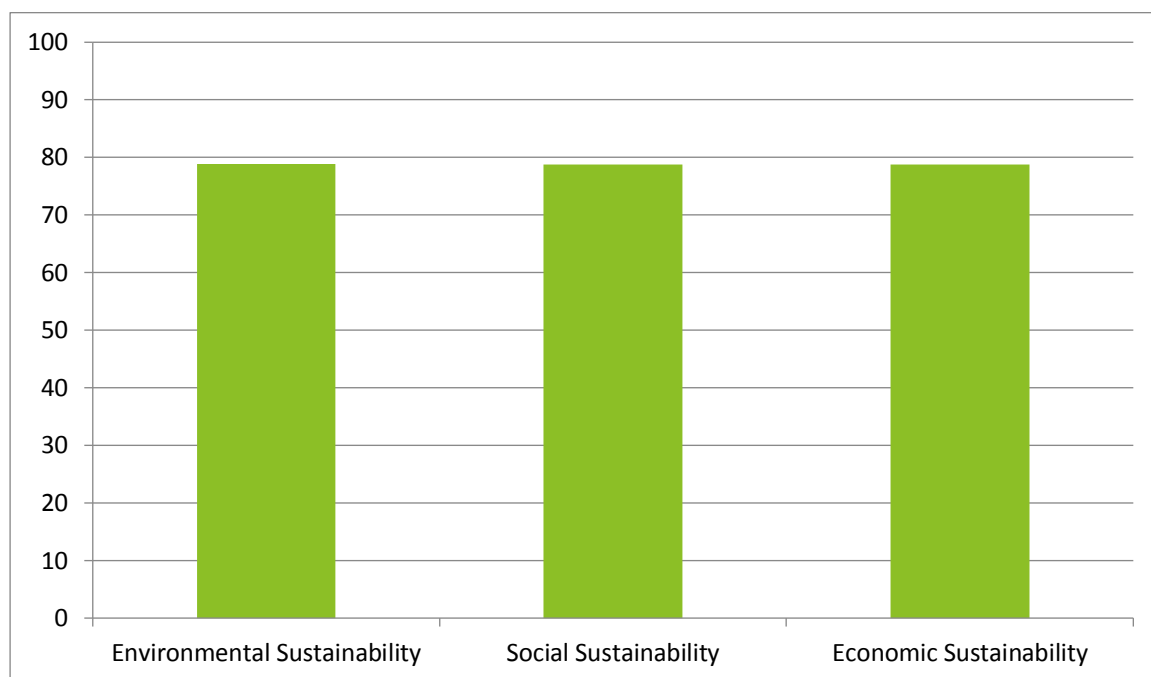
Outdoor General Area (carpark/utilities areas) - Compliance Result of 87%



4.1 Outdoor General Area (carpark/utilities areas): Environmental Sustainability

- Contact your local nursery and ask for their advice about native plants, trees and shrubs based on the size of the car park entry space and surrounding area, and availability of light and water. Most city councils offer free native trees to residents to encourage the planting of native plants.

Koala's room - Compliance Result of 79%



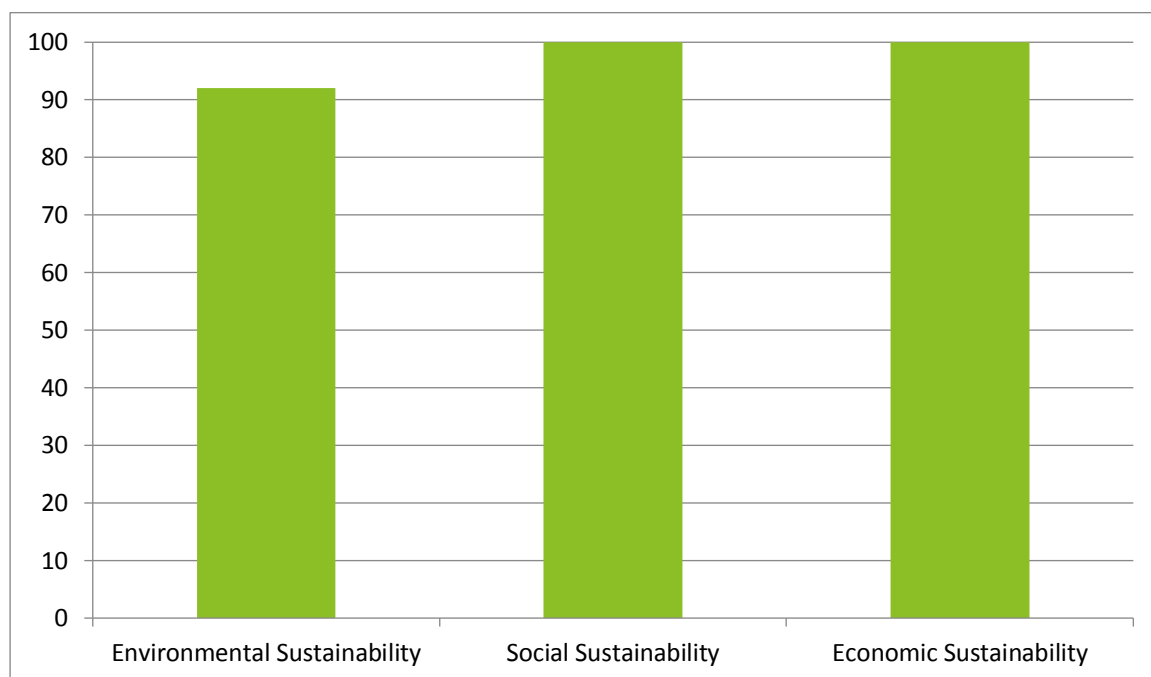
5.1 Children's Rooms: Environmental Sustainability

- Make a compost bin from a recycled bucket with a lid, plastic container or old waste bin with a sealed liner. Ensure room educators are consistently enthusiastic about the process and incorporate it into the daily routine. After a short time the children will take ownership of the process because it's fun.
- Create a poster with the children that has space for a photo of the compost helper of the day. Use photos of all the children in the room to make little cut outs that can be stuck onto the compost helper chart. Place Velcro on the back of each child's picture and the main poster so you can change the compost helper every day. Celebrate the honour of being a compost helper and acknowledge how helpful it is, their effort and how much they are helping the environment. At the end of the day ask the children who they choose to be the compost helper for the next day. This allows children to take ownership of the process and value it with each other.
- Implement intentional teaching and consistent daily habits which encourage children to take ownership of reducing electricity usage process. For example:
 - Nominate a weekly Electricity Monitor / Power Police to keep an eye out for lights left on
 - Use a checklist on a clipboard to add to the theatrics of the role and act as a positive tool to show children that they have achieved their goals
 - Let older children take ownership of the younger rooms and common areas

5.4 Children's Rooms (Bathrooms): Environmental Sustainability

- Place simple, age specific signs depicting best practice in water conservation in toilets and bathrooms for children and staff to see. Assess for efficiency once a month. Change the signs regularly so the children and staff continue to notice and implement them.
- Use environmentally sustainable nappy products and processes eg biodegradable, natural and chemical free nappy wipes, change mats and waste disposal bags. Do not use multiple plastic bags for a single nappy and clean the area using natural cleaning products.

Outdoor play area - Compliance Result of 93%



6.1 Outdoor play area: Environmental Sustainability

- Implement functioning recycling systems. Offer training to staff on how to best manage recycling systems. Write or source a procedure on how to use systems safely.
- Use a compost helper chart with a nominated compost helper each day. Have the current compost helper choose the next day's helper. Celebrate the task as being important to embed the habit.
- Plant seasonal crops and feature them on the seasonal menu or in group cooking activities eg zucchini can be used in a zucchini slice or pie. Basil can be used weekly to make pesto for lunch dishes. Basil can be used to make pesto at the end of the season, bottled and used later or sold to parents.
- Lead by example and embed the fun practice of weeding. When the educator is in the garden the children will be there too. Weeding can be transformed into a game like a treasure hunt or a competition to see who can identify the weeds and pull out the most.

Audit report end.