

Be imaginative because anything is possible. Think of yourself as workers



children



families



others



Add the likelihood codes

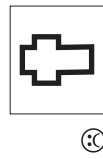
++ very likely
could happen
any time

+ likely
could happen
sometime

- unlikely
could happen
but very rarely

-- very unlikely
could happen,
but probably
never will

Heavy items stacked incorrectly on shelf falling onto children

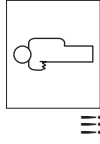


Kill or cause permanent disability

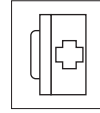
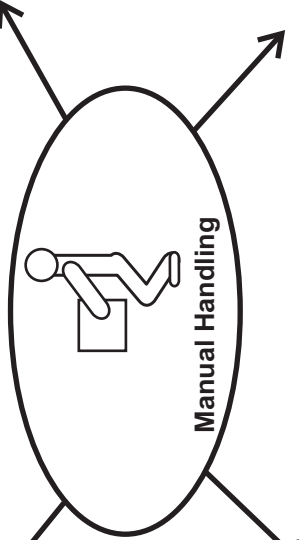
Don't forget to include:

- Tables
- chairs
- beds
- book cases
- out door play equipment
- cots
- craft paint
- children
- nappy change and children
- deliveries of new toys and equipment
- water bottles for coolers
- photocopy paper
- children chucking a tantrum

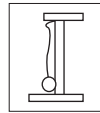
Children jumping to you from equipment
Placing children on your hips



Long term illness or serious injury



First aid needed



Medical attention and several days off work

Moving play equipment

Hazard



Step 1. What is the hazard?



Step 2. What is the risk?

The numbers show how important it is to do something:
 1 - it is extremely important to do something about this hazard as soon as possible
 6 - this hazard may not need your immediate attention.

	++ very likely	+ likely	- unlikely rare	-- very unlikely
Kill, Permanent Disability	1	1	2	3
Long term illness Serious Injury	1	2	3	4
Medical Attention Several Days Off	2	3	4	5
First Aid Needed	3	4	5	6

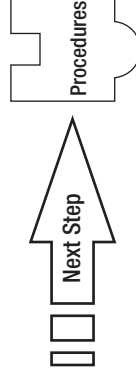


Step 3. What can we do to protect everybody?

Substitute for a lesser risk	Yes	No
Isolate the hazard from the person at risk	Yes	No
Minimise the risk through engineering means	Yes	No
Implement change through administrative means	Yes	No
Use personal protection PPE	Yes	No



Step 4. List the step by step procedure we need to make it safe.



Do we need to make a new procedure or add an item to a checklist



Step 1. What is the hazard?



Manual Handling

Children jumping to you from equipment jarring and injuring backs



Step 2. What is the risk?

	++ very likely	+ likely	- unlikely rare	-- very unlikely
Kill, Permanent Disability	1	1	2	3
Long term illness Serious Injury	1	2	3	4
Medical Attention Several Days Off	2	3	4	5
First Aid Needed	3	4	5	6

The numbers show how important it is to do something:

- 1 - it is extremely important to do something about this hazard as soon as possible
- 6 - this hazard may not need your immediate attention.



Step 3. What can we do to protect everybody?

Substitute for a lesser risk	Yes	No
Isolate the hazard from the person at risk	Yes	No
Minimise the risk through engineering means	Yes	No
Implement change through administrative means	Yes	No
Use personal protection PPE	Yes	No



Step 4. List the step by step procedure we need to make it safe.

- Ensure children's safety rules include no jumping to staff
- Allow children to fall onto the softfall
- Set yourself up in a location where you can supervise, but are at a safe distance from jumping children

