



The checklist educators completed on Tuesday is based on the meeting indicators for Element 3.1.1. If all practices are not embedded then educators are not at the meeting standard. Use the checklist to identify any practice or knowledge gaps:

- Teach/coach those educators who have answered with a 'T'
- Talk with educators who have answered with a 'K' to find out why they don't always do that practice
- Make sure practice is truly embedded if they have answered with an 'E'



Edu Leader



Video Training  
Click Here

Plan	
	<b>Do you need any new knowledge to be able to teach your educators? If yes, where will you get this from? eg what guides will you look at, who will you speak to? Could processes be improved so educators can always embed practice?</b>
	<b>Who are you going to teach/coach and/or What processes will you review?</b>
	<b>When are you going to teach/coach them and/ or When are you going to review the processes?</b>
	<b>How are you going to teach/coach eg demonstration, role model, provision of resources, staff meeting etc and or How are you going to review the processes eg observation, critical reflection, discussion with educators and management etc?</b>

Next week we're looking at the Element 3.1.2 'Upkeep.' Do you have any questions about this element? If so please email [Matt matt@centresupport.com.au](mailto:matt@centresupport.com.au) and we will try to include the answers in our weekly email on this page.




**Week 25, 10 to 14 August 2020– 3.1.1 Fit for Purpose**

Copyright Centre Support Pty Ltd 2020 The service who has purchased this product is the only service that can use this document. No part of this document can be copied, distributed, passed on or given to a friend outside the service who has not purchased the Centre Support Product. If this occurs Centre Support will take legal action against you personally and the person who has received it.





### Detailed analysis of Centre Support - Part 2, comment and give feedback to your educators from the 3 sections

<p><b>Use the bottom section from page 1</b></p> 	
<p><b>Then use the meeting sentences from page 4</b></p> 	
<p><b>Then use the QIP entry from page 8</b></p> 	

**Last step – if no adjustments are required, copy directly into your QIP’s strength section and display QIP so all educators can see how their valuable input creates your QIP.**

#### Week 25, 10 to 14 August 2020– 3.1.1 Fit for Purpose

Copyright Centre Support Pty Ltd 2020 The service who has purchased this product is the only service that can use this document. No part of this document can be copied, distributed, passed on or given to a friend outside the service who has not purchased the Centre Support Product. If this occurs Centre Support will take legal action against you personally and the person who has received it.